








<p>1</p>	<p>Significance</p>			
	<p>General Impression An attractive, well built, church with a landmark tower and cupola in an outstanding parkland setting.</p>	  		
	<p>Distinctiveness Classic revival exterior with Georgian fittings and Baroque revival alterations to the interior. Copy of Raphael's Transfiguration</p>	 		
<p>1.1</p>	<p>Summary Statement of Significance Built in 1776 as part of the designed parkland of Netherby Hall estate, its design reflects the influence and benefaction of the Graham family. It has a classic revival appearance with a gable pediment surmounted by a landmark cupola tower decorated by a sundial added in 1918 as a War Memorial. This assembly sits over a pedimented entrance that is supported by a pair of Tuscan columns. Internally, the church has been radically and sumptuously altered by Temple Moore, the great Gothic Revivalist. Elements survive from the Georgian period, including the wine glass pulpit, the wine glass font with its remarkable cranked lifting arm that appears to owe much to agricultural engineering; the Florentine ceiling, the original pews that now form the wall linings and the inner door and its furniture. A colonnaded first floor gallery at the back of the church accommodates the Graham pews –the Venetian style drapes, possibly designed by G. F. Bodley in 1896, that hang over the balcony are a delightful feature. Temple Moore's changes include the highly decorative and gilded Baroque revival rood screen and a reredos that incorporates a copy of Raphael's last painting, The Transfiguration. The delightfully tinted chequerboard windows have been altered with the insertion of stained glass inserts – a regrettable modification. The church is a replacement and is located close to a defended tower.</p>			
<p>1.2</p>	<p>Summary of Significance</p>	<p>Assessment</p>	<p>Risks/issues</p>	<p>Comments</p>
	<p>Archaeological</p>	<p>High</p>		<p>Earlier church and settlement activity</p>
	<p>Historical</p>	<p>High</p>		<p>Netherby estate and reiver raids</p>
	<p>Architectural</p>	<p>High</p>		<p>Classic revival church & Temple Moore alterations</p>
	<p>Liturgical arrangement</p>	<p>High</p>		<p>C18 fittings & Temple Moore changes</p>
	<p>Collections / contents</p>	<p>Medium</p>		<p>Bodley textiles</p>
	<p>Social/cultural/economic</p>	<p>Low</p>		
	<p>Ecological/environmental</p>	<p>Low</p>		
	<p>Landscape/townscape</p>	<p>High</p>		<p>Classic building in designed landscape</p>
	<p>Comparative type/period</p>	<p>Medium</p>		
<p>1.3</p>	<p>Designations</p>		<p>Change</p>	<p>Comments</p>

	Scheduled Monument	n/a				
	Church Listed	II*				
	Other Listings	n/a				
	Local List	n/a				
	Conservation Area	n/a				
	National Park	n/a				
	AONB	n/a				
	Other				County Landscape (Policy C3)	
1.4	Quinquennial report 2007	£ budget	Action		Comments	
	Urgent	600-1,400			Minor repairs/leadwork	
	1 year	3,000			Maintenance/inspections/repointing	
	2 years	1,000-1,500			Repair external stonework	
	Quinquennium	17,500			Replace lighting & rewiring	
	Future	9,000			Stonework repairs and redecoration	
	Overall impression:	Good (cite as good practice)	Satisfactory (seek to improve)	Concerns (needs support)		
	Condition		✓			
	Maintenance regime		✓			
	Log book	n/a				
	Inventory/Terrier	n/a				
	Grave Plan	✓				
	Other (e.g., NADFAS)	n/a				
	Maintenance Plan	n/a				
1.5	Accessibility & Barriers	Assessment	Risks/issues		Comments	
	Opening arrangements	Low			Open for services only	
	Physical	Low			Stepped access into church & chancel	
	Sensory & Intellectual	Low			No sound system	
	Social/cultural/civic	Limited				
	Financial/investment	n/a				
	Worship & Liturgy	Satisfactory				
	Mission & outreach	n/a				
	Flexibility & adaptability	Limited			Lack of unrestricted space	
2	Value & vulnerability					
2.1	Conflict & Opportunities	Worship	Community	Visitors & tourism	Comments	
	Significance			O	Tourism	
	Worship					
	Community					
2.2	Experience/compatibility	Assessment	Risks/issues		Comments	
	How does the church: ...enhance worship?	Good			Temple Moore Baroque alterations inside a classical shell	
	...serve community use?	Limited			No settlement nearby	
	...welcome visitors?	Limited			Generally closed and no information	
	...incorporate additional uses?	Limited			Lack of flexible space	
	How suitable is the church for re-use?	Limited			Internal layout and fixtures	
3	General overview					
3.1	Comments					
	A splendid church full of visual surprises in a magnificent setting					
3.2	Recommendations					
	Archaeological investigations to trace history of earlier churches and possible settlements.					